

Loop Cube Custom



Measurements

Booth

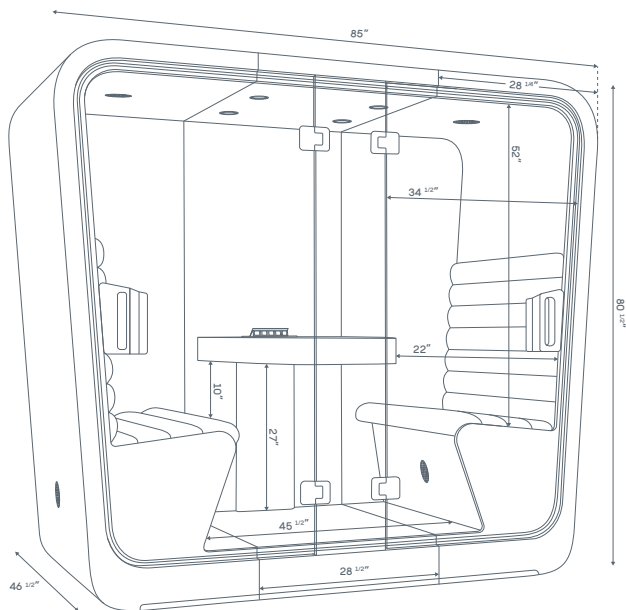
H 80.5" / W 85" / L 46.5"

Desk

H 3.75" / W 24" / L 45"

Seats

H 27.5" / W 44.5" / L 16.5"



Loop Cube

With a modern phone booth, people who work in an open concept office can eliminate background noise and find their focus, even in the loudest of environments. As an alternative to expensive built-ins, Loop Cube solves the noisy open office dilemma by providing a quiet work space free of office distractions. And with our soundproof office phone booth, you'll never worry about disrupting the focus of your surrounding colleagues again.

Features

True hardwood exterior, durable laminate interior with optional felt ceiling, two 10 mm clear tempered glass doors, positive pressure four fan ventilation system, four overhead LED lights, occupancy sensor, concealed magnetic door closure, high quality upholstered seats with ergonomic backrests and cantilevered work desk. Ships as three modules with included power cord for plug-and-play install.

Occupancy

One to four person occupancy

Weight

1,600 lbs

Specifications

Exterior Wood

Maple, Cherry, Walnut, or White Oak

Back Panel

Glass, Felt (3 colors), or Cork

Interior Desk & Floor

Laminate (30 colors)

Interior Ceiling & Walls

Laminate (30 colors), or Felt (3 colors)

Seat Upholstery

Cloth, Vinyl or Felt, (48 colors)

Accessory

Whiteboard available

Connectivity

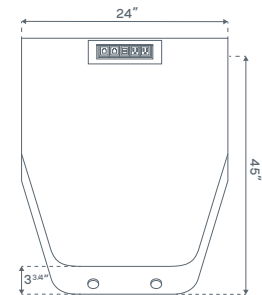
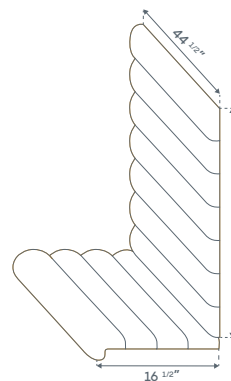
Various Power, USB and Network configurations located in the desk

Additional Customization

Frosted door glass, frosted back glass, custom branding

Certifications

Fully certified as conforming to UL STD 962 (Household and Commercial Furnishing) and CSA STD C22.2#203 (Modular Wiring Systems For Office Furniture). ETL Listed (Intertek 5011573). BIFMA e3 LEVEL 2 Certified for sustainable and socially responsible manufacturing. For detailed product information, please reference the Technical Information Sheet.



Technical Information

The Loop Cube Custom is a “plug and play” meeting booth proudly designed and manufactured in Canada. The product delivers in three sections from our factory in Edmonton and is easily assembled on site in under two hours. The finishes and specifications for the Loop Cube Custom have been hand selected for quality, safety, durability, and sustainability.

- 1. Occupancy:** One to four person occupancy.
- 2. Exterior Dimensions:** Front 85” (2159 mm) x Depth 46.5” (1181 mm) x Height 80.5” (2159 mm). For detailed dimensions of interior and exterior, please refer to “Loop Cube Custom Product Spec Sheet.”
- 3. Weight:** 1600 lbs.
- 4. Standards:** Tested and certified for stability and mechanical strength, safety in use, fire ratings, and electrical in accordance to UL STD 962 (Housing and Commercial Furnishings) and CSA STD C22.2#203 (Modular Wiring Systems for Office Furniture). ETL listed through Intertek (#5011573). BIFMA e3 LEVEL 2 Certified for sustainable and socially responsible manufacturing. All glass has been tempered to ANSI Z97.1.
- 5. Acoustic Performance:** NIC rating of 26 as achieved through testing in accordance to ASTM E336 “Standard Test Method for Measurement of Airborne Sound Attenuation Between Rooms in Buildings.” Acoustic absorption material (NRC rating of 23) covers 100% of the ceiling (excluding lights and fan areas). STC rating of 34 for 10 mm monolithic glass doors.
- 6. Ventilation:** Fully integrated four active fan ventilation system to achieve 30 air changes per hour (each fan rated to 22.4 l/s). Makeup air opening in ceiling and at floor level as part of ventilation system. Ventilation system features acoustic sound baffles to reduce sound transmission while ensuring proper airflow. Fan speed is preprogrammed for optimal performance. 22 dBA NC.
- 7. Lighting:** Four flush mounted, energy efficient gimble LED lights mounted in the ceiling with angle / tilt adjustment for user preference. Lighting produces 371 LUX illumination.
- 8. Electrical:** All electrical has been tested and is certified to UL 962 and CSA C22.2. Lighting and fans are controlled by a preprogrammed occupancy sensor for automatic shutoff after 30 minutes of inactivity for optimal product performance. All serviceable electrical components feature quick connectors for ease of ongoing maintenance. All power outlets and electrical components are hardwired into the booth. Amperage and voltage is 7A 120V. The booth comes included with a 6’ power cord that exits the back of the booth and is designed to be plugged into a standard 15A wall receptacle. The booth comes standard with one 5-15R spill proof power receptacle and two USB ports hardwired in the desk. Option for additional power, USB and network / data ports available upon request.
- 9. Furniture:** Cantilever work surface is integrated and attached to the interior back wall and front stationary glass of the pod and designed to accommodate and support a laptop. Position of work surface relative to the seats is designed to accommodate the 5th to 95th percentile based on universal principles of design. Two facing seats and backrests are fully integrated and attached to the interior walls of the pod. Width of seats and dimensions are designed to accommodate two occupants per seat comfortably. Upholstered components of seat are individually removable for easy repair and maintenance.
- 10. Door:** Two 10 mm thick monolithic glass doors with right-hand and left-hand out swing door pivot. Doors seal with active magnetic door closure against dual fin EPDM foam gasket. Dual fins create an acoustic air pocket between the door glass and the foam seal. Door clearance of approximately 30” at midpoint. Doors open with one releasing operation by pulling on door handle to disengage the magnetic door latch.
- 11. Finishes:** Exterior of booth is composed of a hardwood veneer sheeting and panels with selection options for cork, felt, or glass back panel. Seat is available in cloth, silicone vinyl, or felt in a variety of color options. Work surface, under desk panel, under seat panel, and floor of the booth are sheeted with durable high pressure laminate available in a variety of different color options. Interior walls and ceiling of the booth are sheeted with either durable high pressure laminate or felt available in a variety of different color options.
- 12. Fire Protection:** All finishes are non-flammable. Exterior is finished in water based sealer with Class A flame spread rating. Upholstery and foam meet California Bulletin #117-2013. Sprinkler knockout included for optional installation by a trained professional (based on jurisdictional requirements). Optional certified and fully integrated self-contained sprinkler that does not require plumbing into building available upon request.
- 13. Environmental:** Exterior water based finish meets criteria for Greenguard, interior high pressure laminate Greenguard Gold Certified, interior upholstery Greenguard Gold Certified, Acoustic insulation Greenguard Certified, all construction and finishing plywood CARB Compliant. BIFMA e3 LEVEL 2 Certified for sustainable and socially responsible manufacturing. Third party tested for VOC emissions and compliant with ANSI/BIFMA X7.1-20011(R2021) and ANSI/BIFMA e3-2014e Section 7.6.1. Recognized by USGBC LEED Version 4/4.1, ID&C Standards, the WELL Building Standard, WELL v2, Feature X06, and BIFMA Level certification.